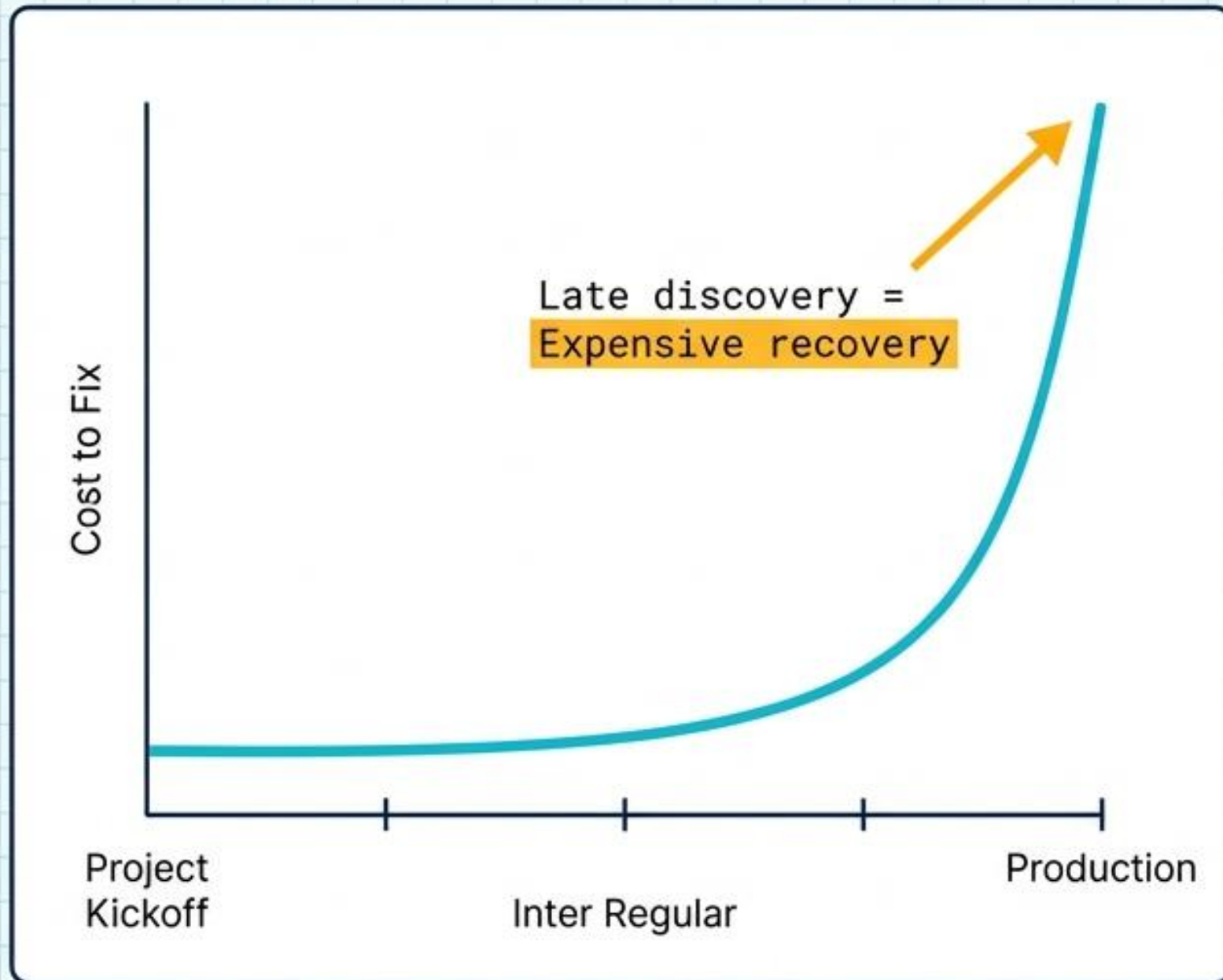


Test engineering methodology integrated in the Project System Engineering

Defining the optimal Lifecycle Tests Working Point (TWP) to reduce costs and ensure timely readiness.

The Consequences of Sequential Testing



Costly Redesigns: Testability gaps discovered post-development force complex, expensive hardware changes.

Infrastructure Delays: Production halts because Testers and Built-In Tests (BIT) aren't ready, requiring constant intervention.

Immature Testing: Rushed test infrastructure results in false failures and dissatisfied customers.

Inefficient Capital: Testers built exclusively for the R&D phase cannot scale to production or maintenance, wasting budget.

Context: During project startup, primary technical requirements dominate. System Testability is often sidelined as 'not urgent'—until it becomes a critical bottleneck.

The Status Quo of Sub-Optimized Testing

Redundant Integration

Repeating identical tests across uncoordinated project phases.

Disjointed BIT

Built-In Tests that operate independently and fail to serve the core development cycle.

Isolated Production Tests


Manufacturing equipment built in a vacuum, entirely useless for field maintenance.

Late-Stage Validation

Discovering critical system failures only when the final product is physically assembled.



The Paradigm Shift: Holistic Test Engineering



01. Early Integration

Initiating test strategy at project kickoff alongside Systems Engineering, completely bypassing the "afterthought" trap.

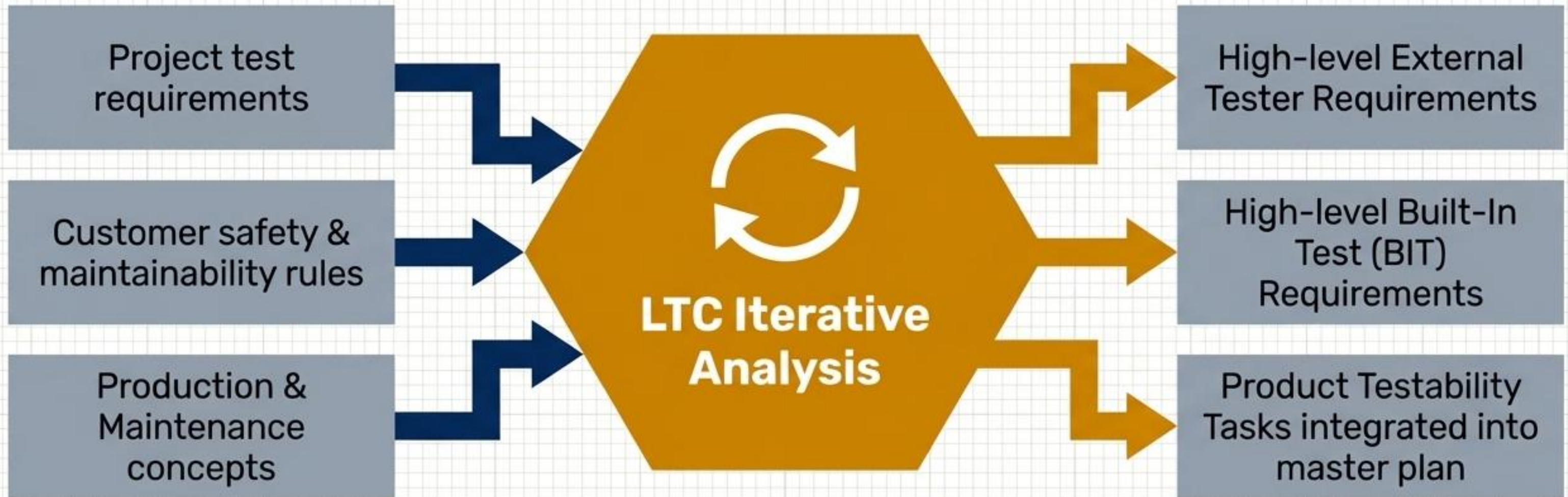
02. Lifecycle Strategy

Designing unified, scalable test protocols that serve Development, Production, and Field Operations simultaneously.

03. Economic Optimization

Finding the exact mathematical balance between diverse testing methods to systematically drive down Life Cycle Costs (LCC).

The LTC: Blueprint for Test Infrastructure

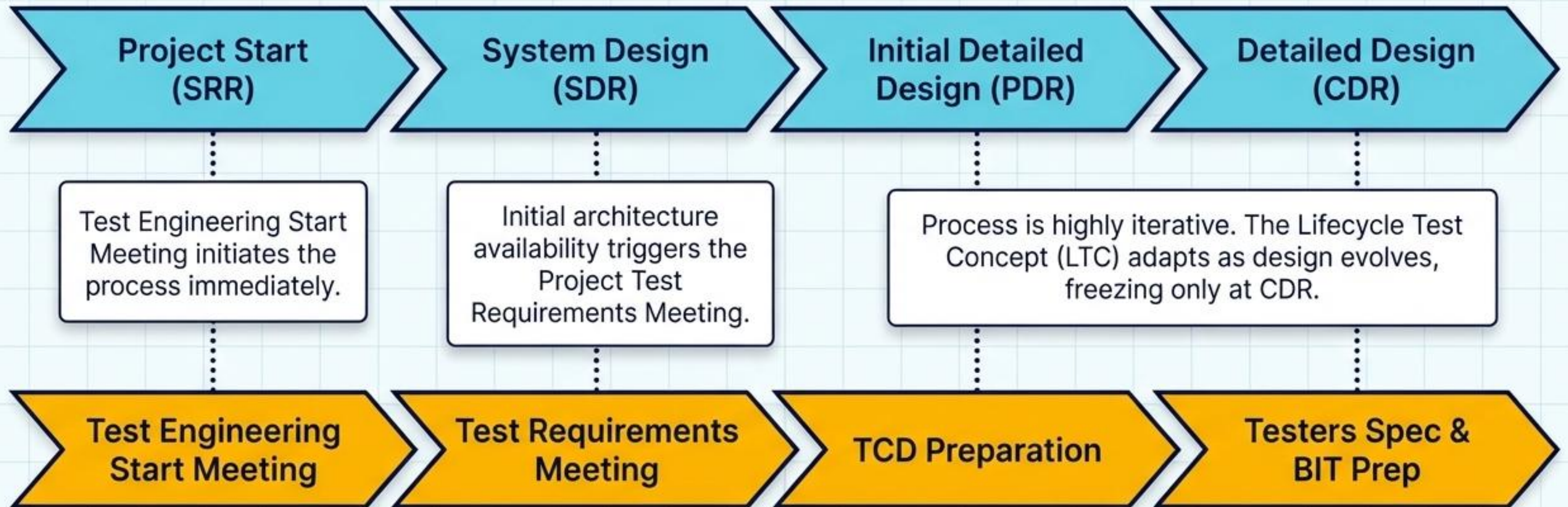


A detailed description of the algorithm is described in the article [TE ITC Updated 4](#)

TE ITC Updated 4.pdf

Synchronizing STE with Project Milestones

System Development



STE Activities

Consolidating Tester Requirements

A broad lifecycle view identifies massive commonalities, directly reducing CapEx.

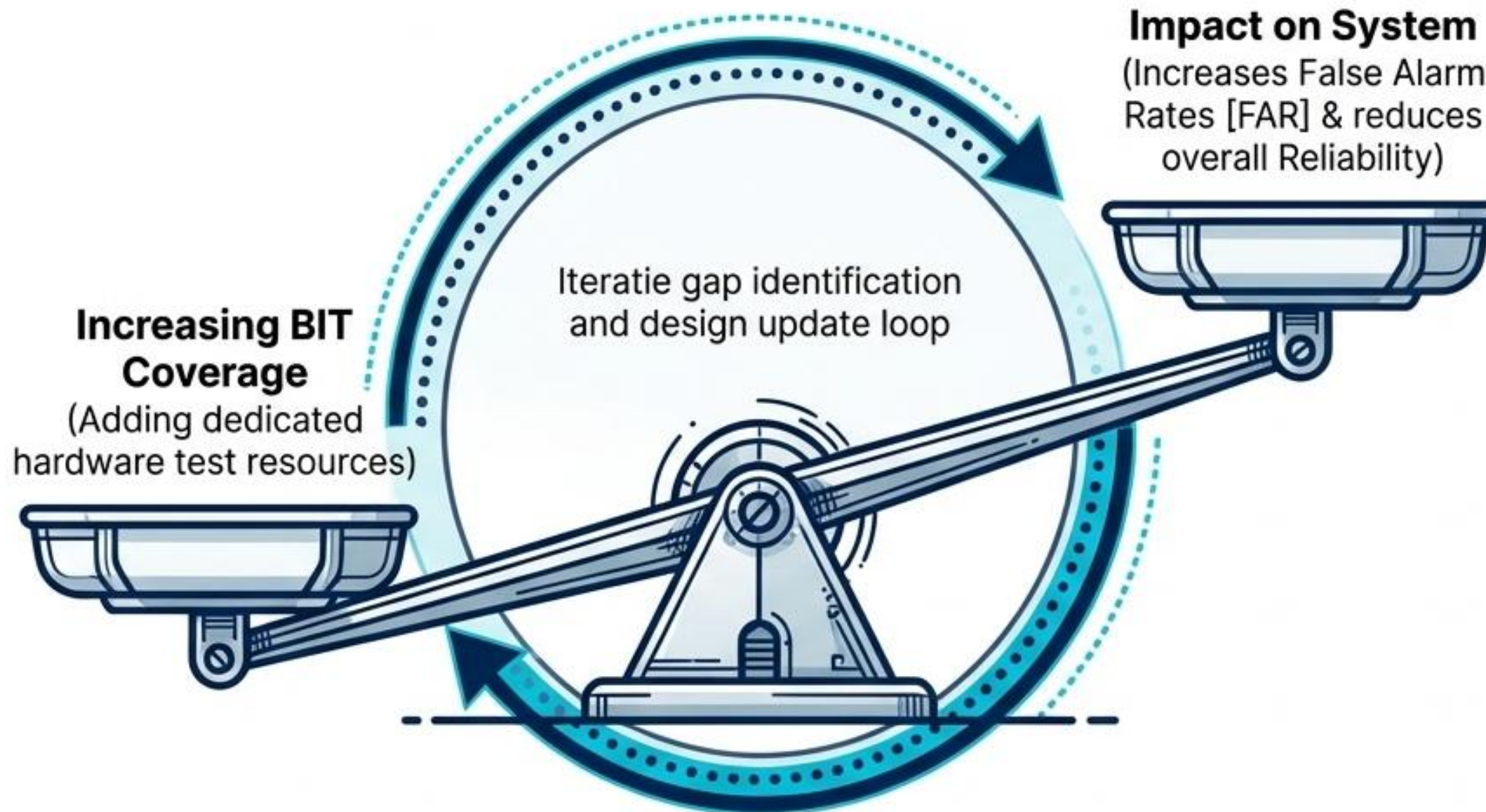
Requirements Mapping Grid				
Tester ID	Dev Phase	Production Phase	Maintenance Phase	Operational Phase
Tester A	Environment Simulation, BIT activation	Environment Sim, BIT activation, Unit A Calibration	Environment Sim, BIT activation, Unit A Calibration	Not Required

Recommendation

Combine the Tester Requirements. The exact same Tester can be utilized across Development, Production, and Maintenance phases.

BIT Coverage Optimization

The initial STE approach maximizes Built-In Tests (BIT) to reduce external testers. However, this hits systemic limits. Inter Regular.



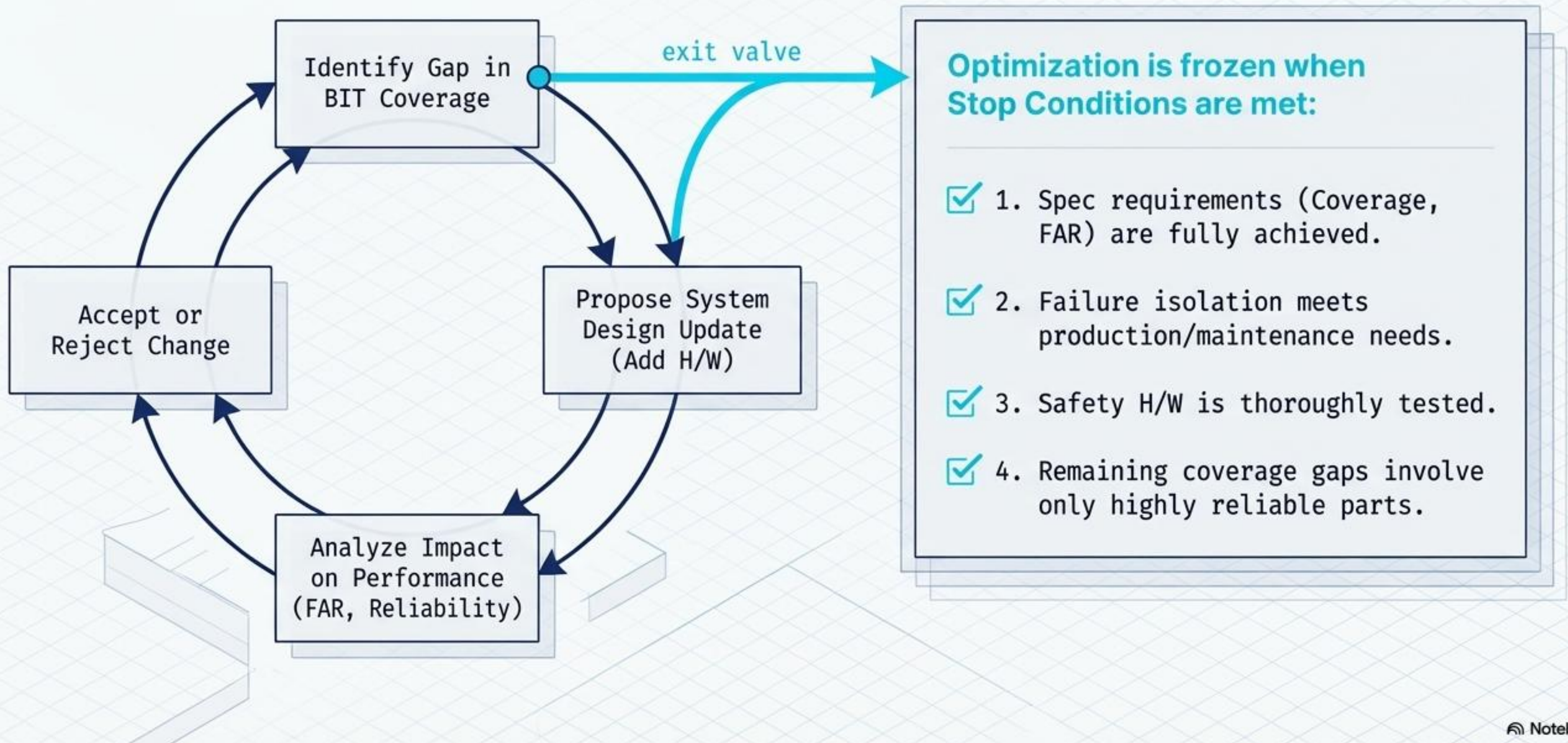
Iterative Stop Conditions

Design changes to add BIT are accepted only if the system performance penalty is acceptable.

The loop stops when:

- Coverage and FAR specifications are met.
- Production and maintenance isolation requirements are fulfilled.
- Safety hardware is fully tested.
- Remaining gaps exist only in highly reliable parts.

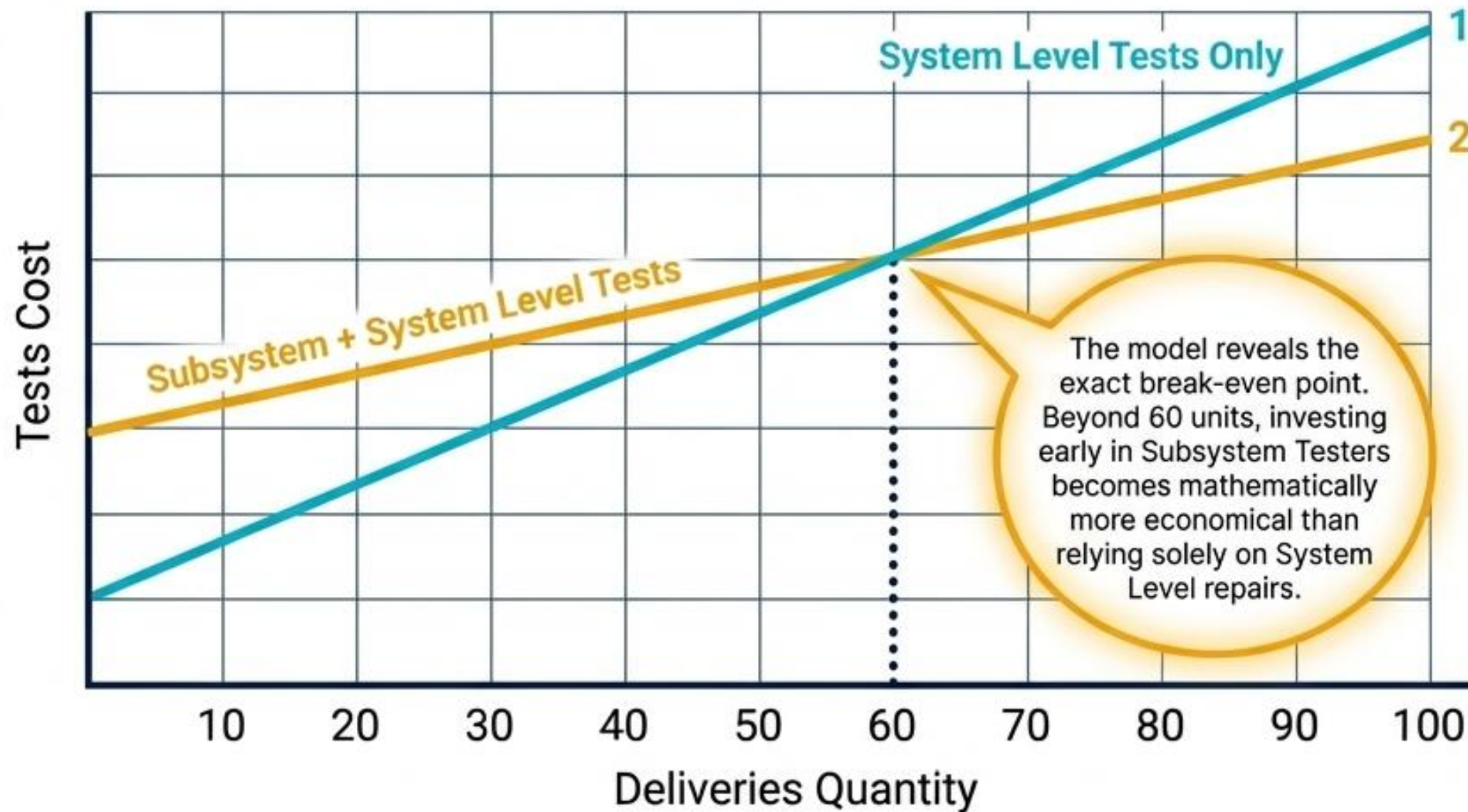
The Optimization Engine: Finding the Limit



Commercial Optimization via Cost Modeling

Goal: Define the lowest cost Technical Working Point (TWP) while strictly meeting technical test requirements.

Break-Even Chart



Variables Analyzed

[Prod Quantities]


[Manual vs Auto Testers]

[Product Lifespan]

[Repair Times]

[Yield]

Simulation Integration: The Ultimate Risk Multiplier



Simulation is not a visualization tool. It is an active, mathematical testing component bridging the gap between theoretical algorithms and physical reality—allowing us to validate complex systems long before metal is ever cut.

The Three Core Objectives of Simulation

Development Support

- Validating core mathematical algorithms.
- Pinpointing optimal operational working points.
- Stress-testing software logic in isolated environments.

System Verification

- Pushing physical hardware beyond safe limits.
- Evaluating highly improbable edge-cases.
- Simulating unachievable physical environments (extreme weather, catastrophic safety-critical failures).

User Training

- Replacing physical engine hours with digital environments.
- Eliminating unnecessary real-world equipment wear.
- Drastically reducing astronomical operational costs for operator training.

Matching Fidelity to the Engineering Question



Low Fidelity / Low Cost

Offline mathematical models and discrete scenarios. Best for early logic checks and foundational algorithm validation.

Hybrid / Medium Cost

Software-in-the-Loop (SIL) and real-time logic testing. Best for flight control systems and avionics without requiring mechanical physical actuators.

High Fidelity / High Cost

Hardware-in-the-Loop (HIL), full mechanical mockups, and physical wind tunnels. Best for final aerodynamic validation and critical safety approvals.

The ROI of Virtual Verification

The Investment

- Upfront development time and software engineering.
- High infrastructure and computing complexity.
- The strict administrative burden of continuous updates to match the evolving physical product.

The Outsized Returns

- Massive reduction in late-stage physical integration risks.
- Total safety assurance verified before real-world testing begins.
- Millions of dollars saved by bypassing redundant physical testing protocols.
- Millions of dollars bypassing redundant physical testing
- The total unlocking of true Concurrent Engineering.

The Simulation Decision Matrix

Y-Axis: Cost & Risk of Physical Testing
(Low to High)

EVALUATE Base decision strictly on project timeline, budget constraints, and hardware availability.	MUST SIMULATE Complex missiles, wind tunnel aerodynamics, extreme environmental edge cases, safety-critical thresholds.
DO NOT SIMULATE Simple COTS hardware, basic mechanical assemblies, systems easily integrated and tested in the field.	EVALUATE Base decision strictly on project timeline, budget constraints, and hardware availability.

X-Axis: System Complexity & Environmental Unavailability
(Low to High)

Guardrails: Managing the Risks of Simulation

01. The Illusion of Truth

Drawing catastrophic, false conclusions because the underlying mathematical approximations do not accurately reflect true physical reality.

02. The Maintenance Trap

The severe administrative and engineering burden required to keep the simulation software perfectly synchronized with a constantly changing real-world product.

03. Over-Engineering

Spending millions of dollars to build a highly complex dynamic simulation when a simple, standard safety analysis would have entirely sufficed.

Empirical Validation: Pilot Project Results

Pilot Results Spec Sheet

Cost & Schedule Protection

Testability gaps were identified while design was still in progress. Delay and cost to update architecture were **completely negligible**.

Supply Chain Alignment

Early requirements allowed immediate integration into subcontractor contracts, preventing **downstream conflicts**.

PDR Readiness

The complete Lifecycle Test Concept (LTC) was finalized and formally presented before the Preliminary Design Review (PDR).

Customer Satisfaction

Production engineers were removed from subsystem deliveries due to streamlined processes. Customers requested this STE methodology for all future projects.

Conclusion: Testing is not an afterthought; it is a foundational blueprint for lifecycle profitability.

The Horizon: AI in Test Engineering

Smart Thresholds

AI models automatically learning and defining the optimal Pass/Fail criteria directly from massive datasets of real-world system behavior.

Root Cause Isolation

Instantly identifying and isolating a broken sub-unit from thousands of telemetry data points without any manual troubleshooting.

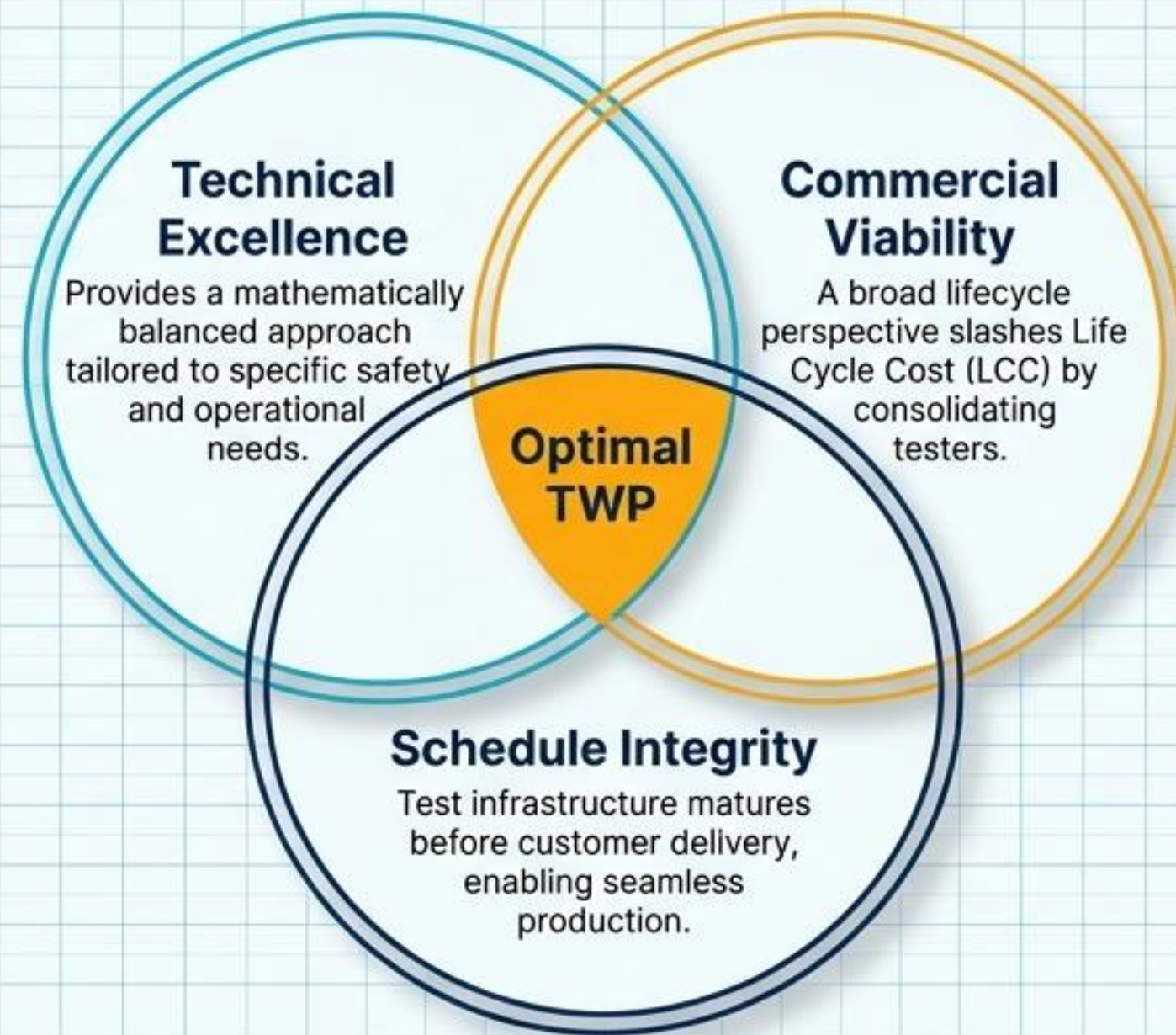
Predictive Maintenance

Forecasting safety-critical hardware failures mathematically before they happen, guaranteeing maximum system availability.

Cost Proxying

Executing millions of rapid, inexpensive AI simulations to highly accurately estimate the exact results of expensive physical field tests.

STE Delivers the Optimal Working Point



Integrating Test Engineering at Project Kickoff is not just an operational upgrade—it is a critical driver of project profitability and lifecycle product quality.